



Basic features

Application	Welding area
Approval/Conformity	CE cULus WEEE

Display/Operation

Function indicator (Pin 4)	LED yellow
Power indicator	LED green/no

Electrical connection

Bending radius min., fixed cable	5 x D
Bending radius min., flexible cable	10 x D
Cable	PUR welding spark resistant Orange, 0.6 m, drag chain compatible
Cable diameter D	4.00 mm ±0.10 mm
Cable, bending cycles min.	10 mil.
Cable, torsion stress	±360°/m
Conductor cross-section	0.34 mm ²
Connection 1	M8x1-Female, straight, 3-pin, A-coded
Connection 2	M8x1-Male, straight, 3-pin, A-coded
Number of conductors	3
System	Molded/Molded

Electrical data

Operating voltage Ub	30 VDC
Rated current (40 °C)	4.0 A

Environmental conditions

Cable temperature UL max., fixed routing	80 °C
Cable temperature UL max., flexible routing	80 °C
Cable temperature, drag chain	-25...60 °C
Cable temperature, fixed routing	-50...90 °C
Cable temperature, flexible routing	-25...90 °C
IP rating	IP67, IP69K/IP67, IP69K

Material

Cable jacket material, note	welding spark resistant
Cable jacket, material	PUR
Material contact carrier	PUR/PUR
Material contacts	Bronze/Brass
Material cover nut	Die-cast zinc or nickel plated brass/Die-cast zinc or nickel plated brass
Material grip	PUR/PUR

Mechanical data

Acceleration max., drag chain	5 m/s ²
Cable jacket, color	Orange
Cable length L	0.60 m
Cable properties	drag chain compatible
Horizontal travel permitted, drag chain	5 m
Tightening torque pigtail	0.4 Nm/0.4 Nm
Traverse speed max., drag chain	200 m/min
Vertical travel permitted, drag chain	2 m

Remarks

Cable construction acc. to UL-AWM Style 20549

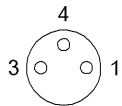
Halogen-free per DIN VDE 0472 Part 815

Silicone-free

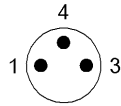
Flame resistance per UL FT2

Enclosure rating per IEC 60529 or 20653, only in screwed state with the associated mating piece.

Connector Drawings

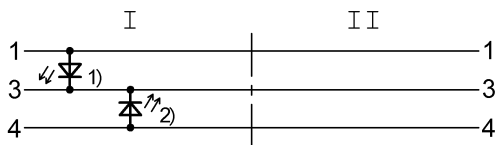


I
PIN 1: brown
PIN 3: blue
PIN 4: black



II
PIN 1: brown
PIN 3: blue
PIN 4: black

Wiring Diagrams



1) Green LED = Power
2) Yellow LED = Function